

THE EROMOBIL<sup>®</sup> -  
FIRST AID FOR TOOL BREAKAGE





# THE EROMOBIL®

The solution for tool breakage

## Compact, functional, practical

Since it was invented in 1972, the **eromobil®** has been the most effective solution for tool breakage. Its design makes the **eromobil®** compact and functional. The intelligent configuration incorporates all of the components in a clearly-arranged and space-saving manner, and it is both easy and comfortable to use. For its operator comfort, design, functionality and high quality, the **eromobil®** was awarded the Plus X Award 2015 and the German Design Award 2017. The **eromobil®** can be used to immediately remedy interruptions to production as a result of tool breakage. Broken-off thread taps, spiral bits and much more besides can be eroded in minutes. This avoids damage to workpieces, as well as the associated costs.

# THE MODELS

## **eromobil® er230s-ND**

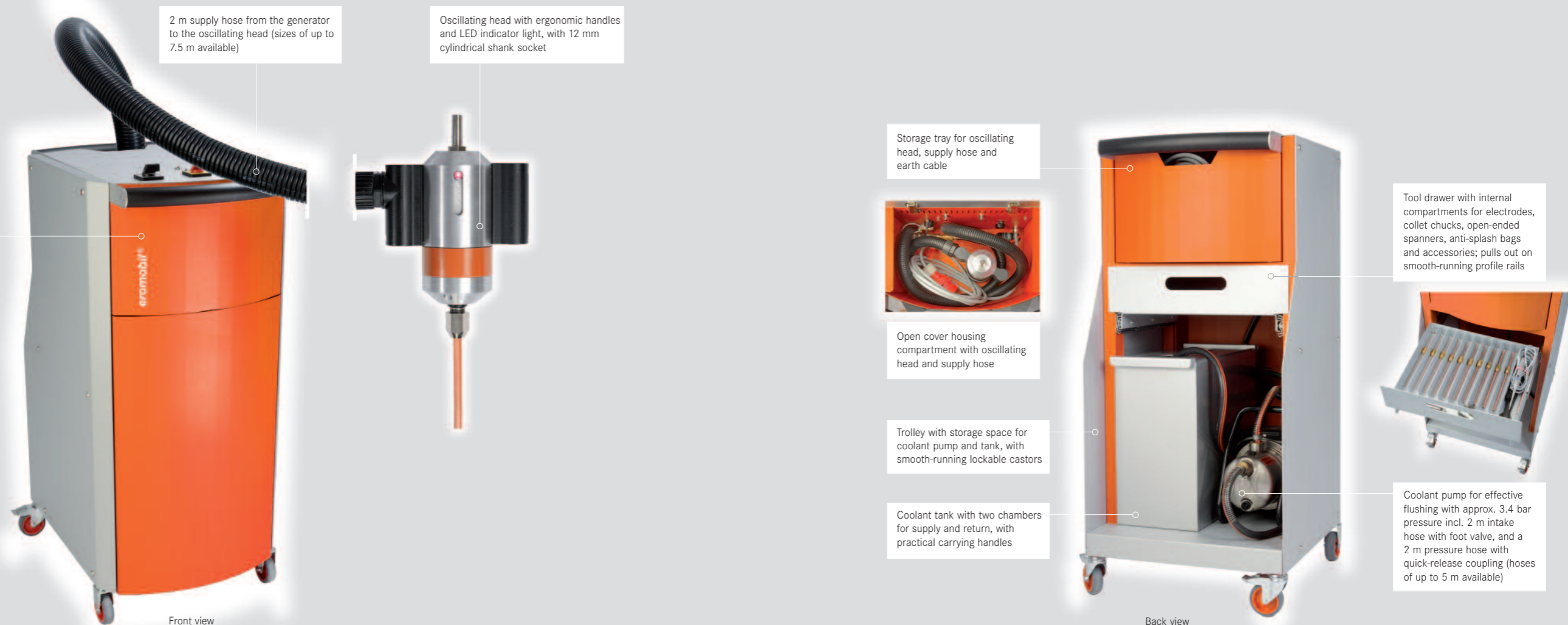
For threads from M 2 to approx. M 20.  
220/230 V AC; 3.6 kVA; 16 A; 50 Hz.

## **eromobil® er400t-ND**

For tools from M 2 to M 40.  
Optimised for deep drill holes and carbide tools.  
380/400 V DC; 6.0 kVA; 16 A; 50 Hz.  
Other operating voltages can be supplied.


## Standard scope of supply:

Generator in trolley, oscillating head, supply hose, earth cable, coolant pump, coolant tank, 1x open-ended spanner WAF19 and WAF24 respectively, 10 anti-splash bags and operating instructions.



## THE OPERATING PRINCIPLE

In just a few minutes, you can erode broken-off thread taps, spiral bits, etc.



The hollow copper electrode is clamped in the oscillating head. This is smaller in diameter than the broken-off tool. During the erosion process, the core of the broken-off tool is worn away. This releases the cutting edges and allows them to be easily removed. The electrode does not come into contact with the workpiece, thus ensuring that the thread remains undamaged. The coolant used is the company's standard choice of drilling emulsion.

### The right hollow electrode for every application case

Thread (metric mm)	Electrode Size	Collet chucks Size
ø 2 -2.5	ø 1.0 mm	ø 1.0 mm
ø 3	ø 1.5 mm	ø 1.5 mm
ø 4	ø 2.0 mm	ø 2.0 mm
ø 5	ø 2.5 mm	ø 2.5 mm
ø 6	ø 3.0 mm	ø 3.0 mm
ø 7	ø 3.5 mm	ø 3.5 mm
ø 8	ø 4.0 mm	ø 4.0 mm
ø 9	ø 4.5 mm	ø 4.5 mm
ø 10	ø 5.0 mm	ø 5.0 mm
ø 12	ø 6.0 mm	ø 6.0 mm
ø 14	ø 7.0 mm	ø 7.0 mm
ø 16	ø 8.0 mm	ø 8.0 mm
ø 18	ø 10.0 mm	ø 10.0 mm
ø 20	ø 12.0 mm	ø 10.0 mm

Electrodes larger than ø 12 mm have a clamping adapter of ø 10 mm, so the largest collet chuck is always ø 10 mm. Electrodes can be supplied up to ø 30 mm and 1000 mm in length.

To erode **solid carbide tools**, special hollow electrodes made from tungsten/copper are used. These are available from ø 1.0 mm to 20.0 mm.

### NEW!

Square-section hollow copper electrodes of 3 x 3 mm to 30 x 30 mm are also available.


## THE NEW EROMOBIL® SPECIAL ELECTRODES

For previously unsolvable problems when eroding

You can now also obtain all electrodes in special lengths of up to 1000 mm (or longer on request).

### Overview of special electrodes

Electrode material	Diameter / width across flats	Standard length	Minimum diameter/width across flats for special length
Hollow copper electrodes	1.0 - 30.0 mm	250 mm	from 2.5 mm
Square-section hollow copper electrodes	3.0 x 3.0 - 30.0 x 30.0 mm	250 mm	from 4.0 x 4.0 mm
Tungsten hollow copper electrodes	1.0 - 5.0 mm	175 mm	from 2.5 mm
	6.0 - 10.0 mm	200 mm	
Graphite hollow electrodes	3.0 - 30.0 mm	150 mm	from 10.0 mm



The superior technology of the eromobil® in conjunction with the right hollow electrode removes broken-off tools, screws and bolts quickly and reliably.

In addition to our basic electrode range, we now also supply special electrodes for almost every problem. A range of materials, diameters and variable special lengths guarantee optimum results. The thin wall thickness of our hollow electrodes enables particularly quick and simple erosion.



## OPTIONAL ACCESSORIES



1 Magnetic stand



2 WiFi inspection camera



3 Punches



4 Oscillating head socket  
 MK-2 and MK-3

- 1 **Magnetic stand:** For erosion on large magnetisable workpieces. With holding bracket and special flange to hold the oscillating head. Mobile carriage, upper section sliding and pivoting.
- 2 **WiFi inspection camera:** With a length of 80 mm, the camera's neck is ideal for illuminating holes that are difficult to access or are deep after erosion. A free app can be used to transfer the view directly to your smartphone, tablet or PC.
- 3 **Punches:** For easy removal of the tool residues after erosion. Available as a set with diameters of 2.0 / 3.0 / 4.0 / 5.0 / 6.0 mm.
- 4 **Oscillating head socket:** MK-2/MK-3, right in the spindle sleeve.

### Quick and practical with everything to hand

- 5 **eromobil® starter case:** The new eromobil® starter case contains the optimum equipment in terms of the materials and tools you need when using your eromobil®. The robust hard shell case, with its intelligent inner workings, accommodates the tools and materials perfectly, and stores them in a well-organised and safe way. And even if you already have an eromobil®, the eromobil® starter case still offers numerous benefits.



5 eromobil® starter case

### The starter case contains:

- 1 WiFi inspection camera: Ideal for illuminating places that are difficult to access (only supplied in the COMPLETE starter case)
- 1 set of hollow copper electrodes  $\varnothing$  1-10 mm
- 1 set of collets  $\varnothing$  1-10 mm
- 1 set of drift punches  $\varnothing$  2-6 mm
- 1 vibration head retainer MK-2, MK-3
- 1 clamping nut
- 10 vibration head splash protection bags
- 1 precision vernier calliper
- 1 coolant pump suction basket complete with non-return valve and threaded coupling
- 2 open-ended spanners, WAF 19, WAF 24 mm
- 1 set of tweezers: for removing the residue after the erosion process
- 4 hose clamps 9 mm
- 1 straight shank retainer  $\varnothing$  12 mm

### Two case variants

**COMPLETE** starter case with WiFi inspection camera

**SMART** starter case without WiFi inspection camera



# STATIC RADIAL EROSION UNIT

With manual and automatic feed mechanism

## Characteristics

- Quick to use, as no conversion of the erosion device is necessary
- Flexible positioning of the erosion head
- Erosion of large workpieces and slanting drill holes possible
- Wastage and defects during production are avoided, time and cost savings are achieved
- For processing small (front table) and larger (rear table) workpieces

## Technical data

- Radial frame with moveable X and Z axis
- Z-axis digital display, can be referenced
- Draw-out bar made of silver steel
- Z-axis can be turned 360°
- 240/400V / 50 Hz connection
- Coolant tank pulls out separately on castors
- With two work tables with T-groove plates:
  - Height of front table: 942 mm
  - Height of rear table: 130 mm
- Overall size (H x W x D):  
2016 x 910 x 1365 mm



## Variant 1

Static radial erosion unit with **manual feed mechanism**

## Variant 2

Static radial erosion unit with **automatic feed mechanism**

- Including integral eromobil® generator
- Reduces personnel workload and rectifies tool breaks within a few minutes - fully automatically
- Pull-out drawer for the generator
- Including electrode drawer
- Digital display can be freely programmed and referenced




Erosion of slanting drill holes





# EXAMPLE APPLICATIONS



Erosion with automatic feed mechanism



Erosion of large workpieces on the rear table of the static radial erosion unit



Erosion of a camshaft. Instead of the drill bit, the oscillating head of the erosion device is clamped in the machine



Horizontal erosion on a CNC lathe. The feed rate is regulated manually with the hand wheel



Erosion at any angle position or of large components

[www.handlingtech.de/eromobil](http://www.handlingtech.de/eromobil)

## Tomorrow

In the future, fresh ideas and innovations will drive HandlingTech and the eromobil®.



The eromobil® wins the German Design Award.

2016

2015

HandlingTech celebrates its 20-year anniversary. The eromobil® receives the Plus X award.



New eromobil® metal eroder product range with automatic feed mechanism.

2014



New building in Steinenbronn starts to be constructed.

2012

Takeover of Waldmann & Weigl GmbH with their eromobil® erosion device.

2006

2007

Extension to the office and production facilities.

Sales and production by Waldmann & Weigl.

Since 1972

1994

HandlingTech Automations-Systeme founded by Jörg and Jochen Hutzel in Steinenbronn.







The most effective solution for tool breakage - [www.handlingtech.de/eromobil](http://www.handlingtech.de/eromobil)

*eromobil*<sup>®</sup>  
ecoZ lineX  
palletZ  
SRZ

**HandlingTech**  
Automations-Systeme



HandlingTech Automations-Systeme GmbH  
Gewerbestr. 7  
71144 Steinenbronn/Germany  
Telephone: +49 (0)71 57/ 9 89 19-60  
Fax: +49 (0)71 57/ 9 89 19-33  
eromobil@handlingtech.de  
[www.handlingtech.de/eromobil](http://www.handlingtech.de/eromobil)

VISIT US